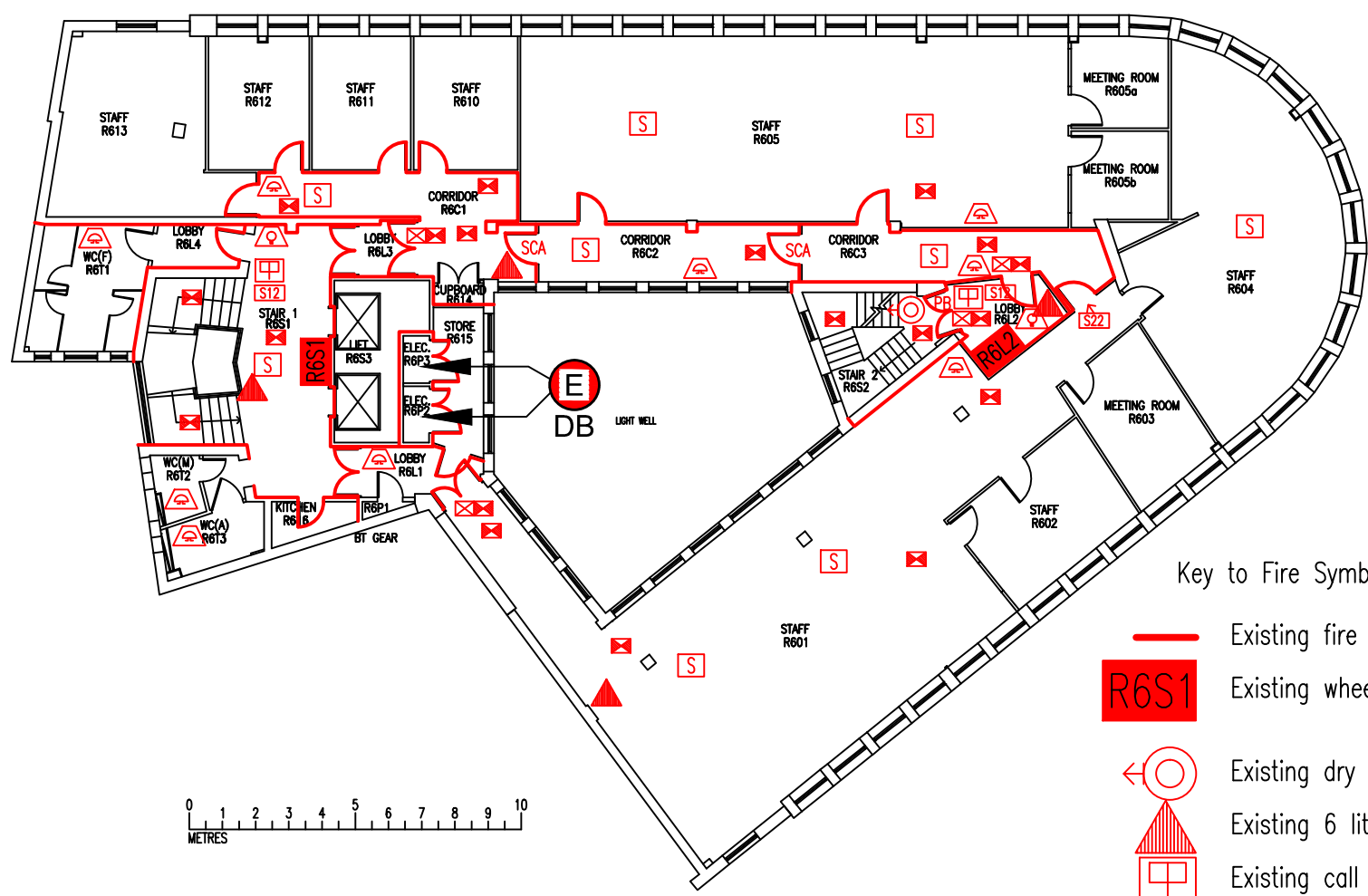


















DATE	REVISION
A 17.1.11	R612 UPDATED TO 'MEETING ROOM'
B 11.10.12	SOUNDER REMOVED FROM WC(M)
C 11.1.16	R602 CHANGED TO 'STAFF'
D 23.9.16	EXTINGUISHER POSITIONS & TYPES UPDATED
E 19.1.17	R603 CHANGED TO 'MEETING ROOM' & R612 CHANGED TO 'STAFF'
F 1.12.18	R613 CHANGED TO 'STAFF'



Key to Fire Symbols

-  Existing fire resisting construction 30 min.
-  Existing wheelchair refuge zone
-  Existing dry riser outlet
-  Existing 6 litre P50 foam fire extinguisher
-  Existing call point – manual
-  Existing audible warning device
-  Existing visual warning device
-  Existing smoke detector
-  Existing exit sign – internally illuminated
-  Existing emergency lighting luminaire
-  Existing fire action sign – general
-  Existing pushbar door ironmongery
-  Existing fire exit sign
-  Denotes directional arrow on existing fire exit sign
-  Existing self closing automatic release

Key to Existing Services Symbols :

-  Electric distribution board
- DB**

THIS FIRE SAFETY PLAN IS GENERALLY BASED ON INFORMATION PROVIDED BY BU'S FIRE SAFETY OFFICER. IT IS THE RESPONSIBILITY OF ALL USERS OF THIS PLAN TO CHECK THE INFORMATION PROVIDED TO CONFIRM THE EXACT POSITIONS OF THE FIRE SAFETY EQUIPMENT, CAVITY BARRIERS ETC.

SIXTH FLOOR
FIRE EQUIPMENT
PLAN

ROYAL LONDON
HOUSE

RLH/FP/6F

SCALE 1:200 at A3
MAY 2010

