




















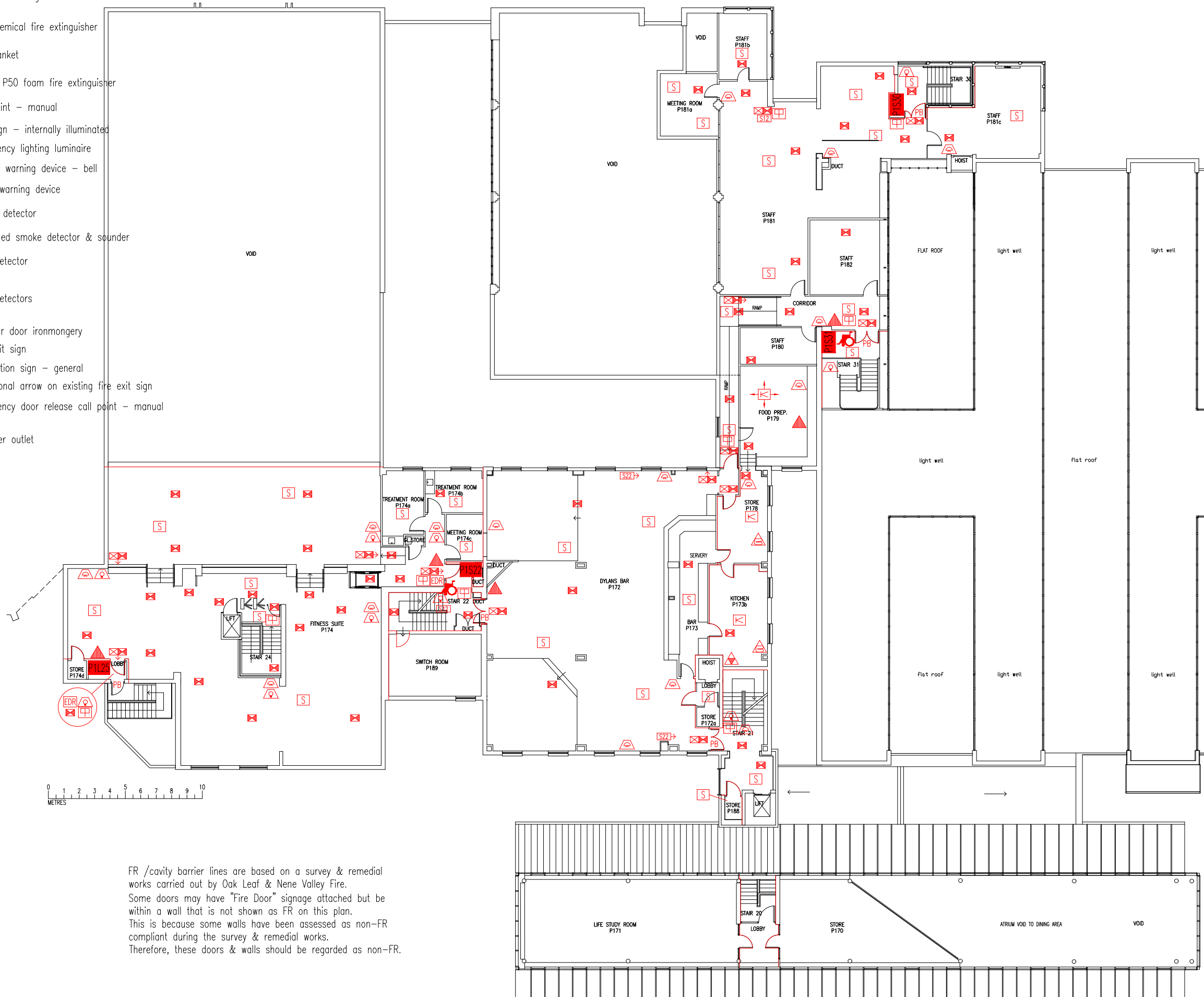


Key to Fire Symbols (existing)

-  Existing fire resisting construction 30 min.
-  Existing Evac chair
-  Existing wheelchair refuge zone
-  Existing wet chemical fire extinguisher
-  Existing fire blanket
-  Existing 6 litre P50 foam fire extinguisher
-  Existing call point - manual
-  Existing exit sign - internally illuminated
-  Existing emergency lighting luminaire
-  Existing audible warning device - bell
-  Existing visual warning device
-  Existing smoke detector
-  Existing combined smoke detector & sounder
-  Existing heat detector
-  Existing heat detectors
-  Existing pushbar door ironmongery
-  Existing fire exit sign
-  Existing fire action sign - general
-  Denotes directional arrow on existing fire exit sign
-  Existing emergency door release call point - manual
-  Existing dry riser outlet



FR /cavity barrier lines are based on a survey & remedial works carried out by Oak Leaf & Nene Valley Fire. Some doors may have "Fire Door" signage attached but be within a wall that is not shown as FR on this plan. This is because some walls have been assessed as non-FR compliant during the survey & remedial works. Therefore, these doors & walls should be regarded as non-FR.

DATE	REVISION
A 20.12.06	PLAN UPDATED FOLLOWING WORKS TO FITNESS SUITE AND TO INSTALL DDA LIFTS
B 23.2.11	PLAN UPDATED FOLLOWING FSO SURVEY
C 2.2.12	"SWITCH ROOM" RENUMBERED AS P189
D 11.9.12	UPDATE FOLLOWING REFURBISHMENT TO FITNESS SUITE & TREATMENT ROOMS.
E 30.9.14	MAX. CAPACITIES FOR P170/P171 ADDED AS FSO COMMENTS.
F 30.3.15	DOOR ARRANGEMENT FROM DYLAN'S TO THE LOFT UPDATED IN LINE WITH CHANGES MADE ON SITE.
G 28.10.15	UPDATE TO P181 & ADJACENT AREAS TO FORM FMC ROOMS
H 25.8.17	P181b CHANGED FROM "HOTDESK COUNTER" TO "STAFF"
J 11.9.17	EXTINGUISHERS UPDATED IN P174 FOLLOWING FSO'S SURVEY
K 9.10.17	EXTINGUISHERS UPDATED IN P172, 173b, 178, 179 & P1C15 FOLLOWING REQUEST FROM FSO.
L 26.1.18	P172a CHANGED FROM "DJ CONSOLE" TO "STORE"
M 11.6.18	P181a CHANGED TO "STAFF"
N 11.10.18	P170 CHANGED TO "STORE". P171 CHANGED TO "LIFE STUDY ROOM."
P 4.4.19	UPDATE FOLLOWING SURVEY & WORKS TO CAVITY BARRIERS
Q 7.2.23	P181a CHANGED TO "MEETING ROOM".

THIS FIRE SAFETY PLAN IS GENERALLY BASED ON INFORMATION PROVIDED BY BU'S FIRE SAFETY OFFICER. IT IS THE RESPONSIBILITY OF ALL USERS OF THIS PLAN TO CHECK THE INFORMATION PROVIDED TO CONFIRM THE EXACT POSITIONS OF THE FIRE SAFETY EQUIPMENT, CAVITY BARRIERS ETC.

FIRST FLOOR
FIRE EQUIPMENT
PLAN

POOLE HOUSE:
SPORTS BLOCK

PH/S/FP/2Q

SCALE 1:250 at A3
APRIL 2004

