


### Downloading a Template from ResearchPAD

When attempting to download a PGR report template such as Initial Review, you may see a message which states 'This Connection is Untrusted'. Should this occur, please follow the instructions below:

#### 1) You Receive a Message 'This Connection is Untrusted'

*Step 1 – Click on the option 'I understand the Risks' – highlighted below.*



### This Connection is Untrusted

You have asked Firefox to connect securely to **essen.bournemouth.ac.uk**, but we can't confirm that your connection is secure.


Normally, when you try to connect securely, sites will present trusted identification to prove that you are going to the right place. However, this site's identity can't be verified.

#### What Should I Do?

If you usually connect to this site without problems, this error could mean that someone is trying to impersonate the site, and you shouldn't continue.

- ▶ **Technical Details**
- ▶ **I Understand the Risks**

*Step 2 – Click on 'Add Exception' – highlighted below*



### This Connection is Untrusted

You have asked Firefox to connect securely to **essen.bournemouth.ac.uk**, but we can't confirm that your connection is secure.

Normally, when you try to connect securely, sites will present trusted identification to prove that you are going to the right place. However, this site's identity can't be verified.

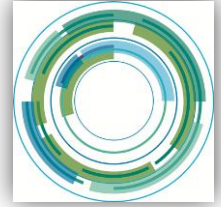
#### What Should I Do?

If you usually connect to this site without problems, this error could mean that someone is trying to impersonate the site, and you shouldn't continue.

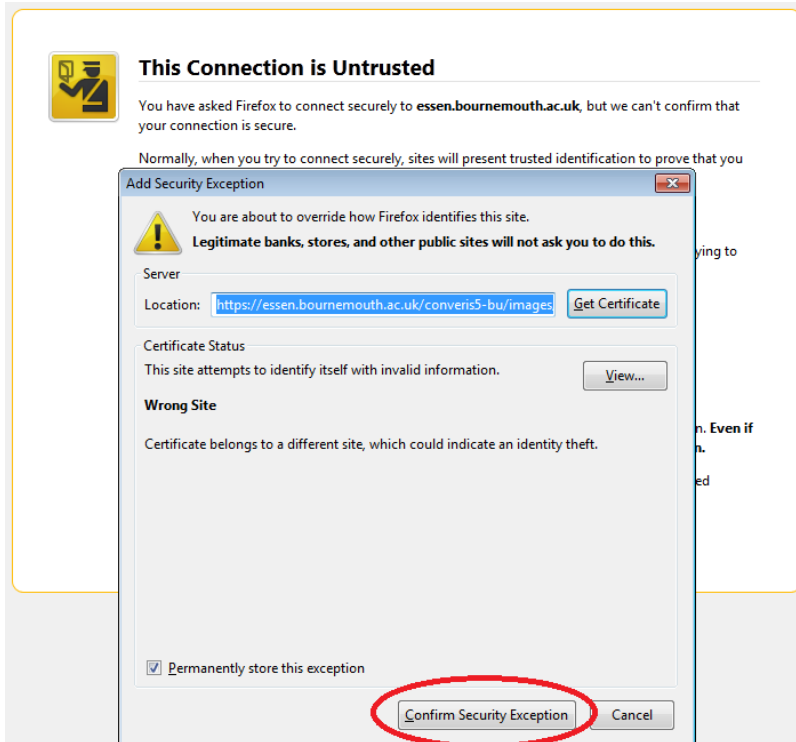
- ▶ **Technical Details**
- ▼ **I Understand the Risks**

If you understand what's going on, you can tell Firefox to start trusting this site's identification. **Even if you trust the site, this error could mean that someone is tampering with your connection.**

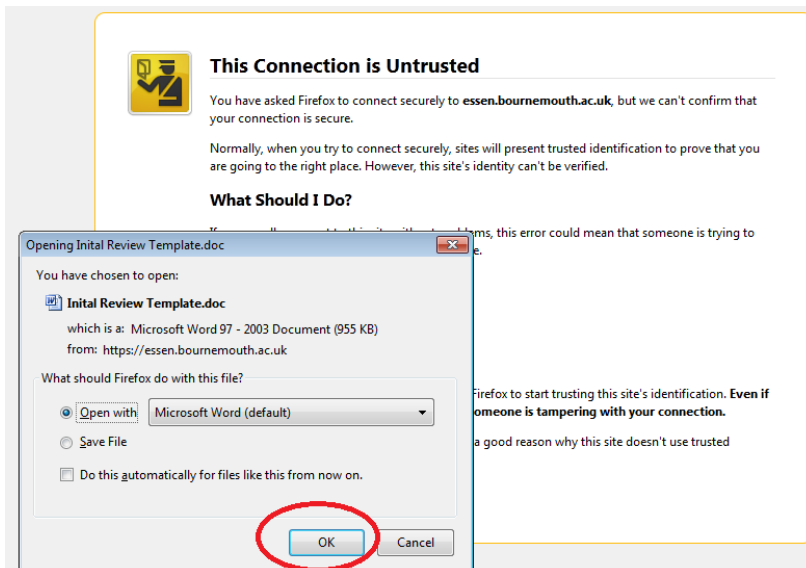
Don't add an exception unless you know there's a good reason why this site doesn't use trusted identification.



Step 3 - Click on 'Confirm Security Exception – highlighted below:



Step 4 – Click on OK when prompted to open Initial Review Template – highlighted below:



The initial review template should now open, ready for you to complete.